Universities UK International

THE STATE OF THE RELATIONSHIP:

MAPPING UK HIGHER EDUCATION ENGAGEMENT WITH COLOMBIA

WELCOME

Universities UK International

This analysis is part of the UUKi series '*The state of the relationship*' which previously explored engagement between UK universities and those in India and the countries of the Cooperation Council for the Arab States of the Gulf.

It aims to contribute to a better understanding of current levels of engagement between the UK and Colombian higher education systems, and to inform future institutional strategies. The research includes sections on the mobility of staff and students; UK transnational education provision; research collaboration; and UK universities' activities, strategies and operations in Colombia.

Case studies which provide further insight into the experiences of individual institutions can be **found here**.

The UK-Colombia higher education relationship is characterised by high levels of research collaboration.

The UK is Colombia's fourth largest research partner, with significant investment from both Governments – including through the bilateral Newton-Caldas Fund.

While in recent years there has been a small decline in the number of Colombian students coming to the UK, there is significant financial support available to Colombian students, through institutional fee waivers, scholarships and bursaries and scholarships awarded by the Fundacion para el Futuro de Colombia (Colfuturo), funded by the Colombian Government.

There is significant appetite to build on these links on both sides, and UUKi is committed to working with the British Council, as well as the UK and Colombian Governments to support the development of strategic partnerships on both sides.

VIVIENNE STERN
Director, Universities UK International

CONTENTS

Universities UK International

METHODOLOGY	3
KEY FINDINGS	4
CHALLENGES AND ENABLERS FOR COLLABORATION	6
MOBILITY	7
TRANSNATIONAL EDUCATION	39
RESEARCH COLLABORATION	43
UK UNIVERSITIES' ENGAGEMENT WITH COLOMBIA	48
COLOMBIAN HEIs INTERNATIONALISATION PRIORITIES	57
NOTES ON DATA	58
REFERENCES	59
GLOSSARY	60

METHODOLOGY

Universities UK International

Primary data

To better understand the priorities of the UK higher education institutions (HEIs), primary data was sourced through an online survey administered by UUKi, mapping UK institutions' activities in Colombia. The survey attracted responses from 46 institutions. While the respondents represent 34% of the UK HEIs, they account for 60.62% of the student recruitment from Colombia to the UK in 2017–18. Out of the 25 UK institutions that recruited the highest number of Colombian students in 2017–18, 17 answered the survey.

Secondary data

The document draws on data sourced through the United Nations Educational, Scientific and Cultural Organization (UNESCO) Institute for Statistics (UIS), the Higher Education Statistics Agency (HESA), and Scopus SciVal.

ACKNOWLEDGEMENTS

UUKi would like to thank ASCUN (Asociación Colombiana de Universidades), the Colombian Embassy in the UK, the British Council Colombia and the Department for International Trade for their support with this document.

We would also like to acknowledge UK higher education institutions who participated in the survey and provided feedback on this document, prior to publication.

KEY FINDINGS

Universities UK International

1. The UK and Colombian higher education systems have a well-established relationship with a strong focus on research partnerships.

95% of UK HEIs surveyed were currently engaged in Colombia (84%) or planning future engagement (11%).

76% of engagement with Colombia is through research collaboration.

2. International student mobility from Colombia has increased by more than 300% in the last 17 years with a growing number of Colombian students coming to the UK.

Since 2012 the total number of Colombian students in the UK increased by **16%**.

However, the market share decreased from **4%** in 2012 to **3%** in 2016.

3. The UK is among the top destinations for Colfuturo scholars and increased its market share of Colfuturo scholars from 25% in 2008 to 31% in 2018.

54% of UK HEIs surveyed received Colfuturo scholars.

56% of UK HEIs surveyed offer scholarships, tuition fee discounts and other forms of student support.

KEY FINDINGS

Universities UK International

4. There is limited TNE provision in Colombia.

215
students enrolled on UK degrees in-country in 2017-18.

93%
are enrolled on distance, flexible and online learning.

5. The bilateral Newton-Caldas Fund and the Global Challenges Research Fund have been key enablers in developing the UK-Colombia research relationship.

263
Newton-Caldas grants have been allocated to support collaborative activity.

£27m
has been invested by both countries since 2014.

6. UK appetite for collaboration is matched by the Colombian side.

The UK ranked

2nd

in terms of countries that Colombian HEIs would be interested in establishing cooperation links with, after Japan (ASCUN survey, 2018)

CHALLENGES AND ENABLERS FOR COLLABORATION*

Universities UK International

CHALLENGES

- There are political uncertainties, and financial constraints, in both countries.
- Price sensitivity represents a challenge for Colombian students to study in the UK and there is limited funding available to support mobility.
- Some other challenges in relation to mobility include security concerns, UK immigration policy and a low awareness of the UK as a study destination.

ENABLERS

- A number of important sources of funding to support collaborative research exist, including the Newton-Caldas Fund and the Global Challenges Research Fund.
- UK HEIs surveyed highlighted research funding and scholarships availability (65%), and the UK government projecting a welcoming environment for international students and academics (43%) as key enablers for further collaboration.
- While recruitment and research are defined as key priorities for engagement in the next year, the relationship focus is shifting towards research in the long-term.
- There is a high level of interest from both sides to further collaboration.

*Source: UUKi survey

MOBILITY

Universities UK International

INTERNATIONAL STUDENT MOBILITY FROM SOUTH AMERICA

- Colombia is the second largest source country for globally mobile students in South America after Brazil (**GRAPH 1**).
- There were 36,626 outbound Colombian students in 2017 (1.5% of the total tertiary enrolment in Colombia). This proportion has remained unchanged over the past five years and is below the world average of 2.3% (UNESCO, UIS).
- There was a strong growth in international student mobility from Colombia over the period 1999–2016 with an increase of over 300%. The number of students choosing to study abroad increased 2.3 times from 11,052 in 1999 to 36,656 in 2016 (**GRAPH 2**).
- Colombia student mobility trends mirror worldwide trends (**GRAPH 3**).
- The top ten host countries for Colombian students (USA, Argentina, Spain, France, Ecuador, Germany, Brazil, Australia, Italy, UK) host 86% of the total study abroad students (**GRAPH 4**).

Universities UK International

INTERNATIONAL STUDENT MOBILITY FROM SOUTH AMERICA

- The most significant growth in outbound mobility is to other South American countries, such as Brazil, Ecuador and Argentina. Argentina was the second most popular study destination for Colombian students in 2016, after the US (**GRAPH 5**). The UK has seen a 16% increase in the number of Colombian students between 2012 and 2016.
- Colfuturo is the Colombian national scholarship-loan· The USA, UK, Germany, France and Spain were the top five study destinations for Colfuturo scholars in 2018 (**GRAPH 7**).
- Growth in overall numbers of Colfuturo scholars fluctuated and has been unevenly distributed across host countries. The UK increased its market share from 25% in 2008 to 30% in 2018. Germany from 11% in 2008 to 20% in 2018. These increases appear to have happened mainly at the expense of the US whose share dipped from 37% to 32% over the past decade (**GRAPH 6**).

MOBILITY

Universities UK International

GRAPH 1: GLOBALLY MOBILE STUDENTS FROM SOUTH AMERICA BY COUNTRY 2017

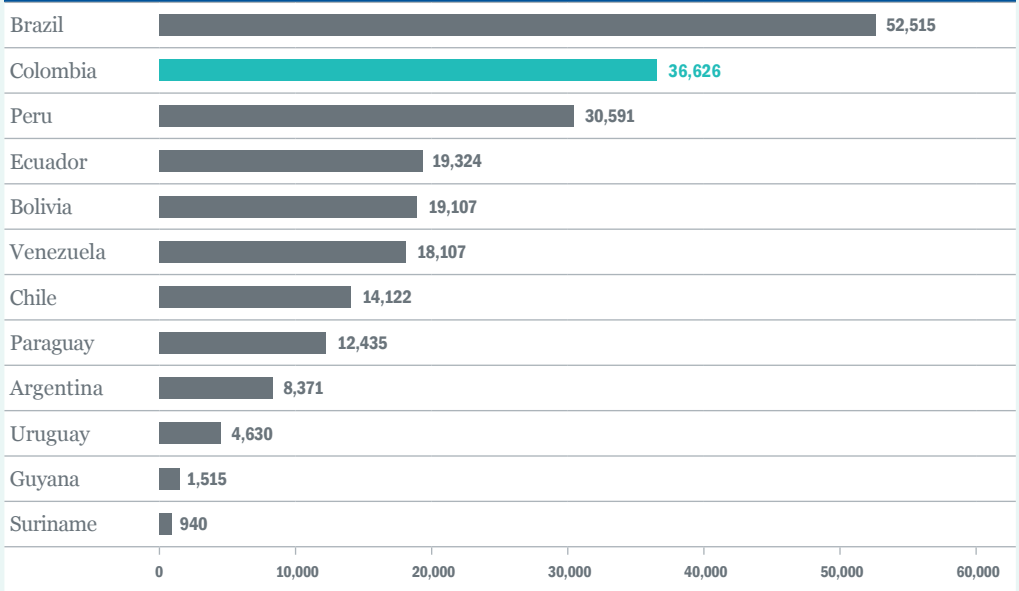

Source: Data extracted on 24 Apr 2019 from UIS.Stat

In 2017

36,626

globally mobile students were from Colombia.

MOBILITY

Universities UK International

GRAPH 2: GLOBALLY MOBILE STUDENTS FROM COLOMBIA 1999–2016

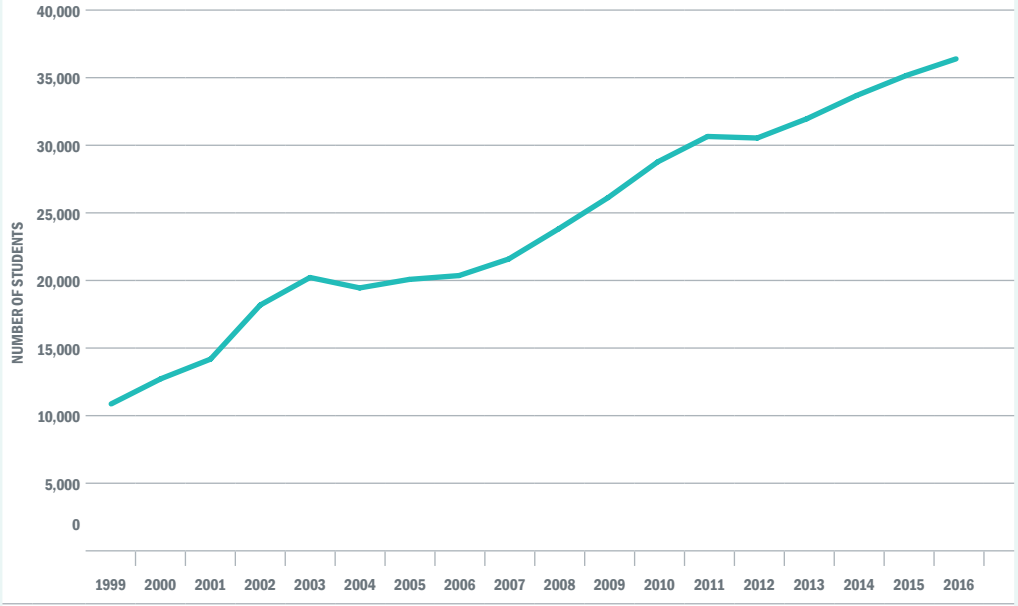

Source: Data extracted on 18 Feb 2019 12:00 UTC (GMT) from UIS.Stat

There was a

331%

increase in the number of mobile students from Colombia between 1999 and 2016.

MOBILITY

Universities UK International

GRAPH 3: ANNUAL CHANGES IN STUDENT MOBILITY FROM COLOMBIA AND THE REST OF THE WORLD

Source: Data extracted on 18 Feb 2019 12:00 UTC (GMT) from UIS.Stat

Student mobility from Colombia followed the growth pattern of international student mobility from the rest of the world.

MOBILITY

Universities UK International

GRAPH 4: THE TEN MOST POPULAR STUDY DESTINATIONS FOR STUDENTS FROM COLOMBIA IN 2016

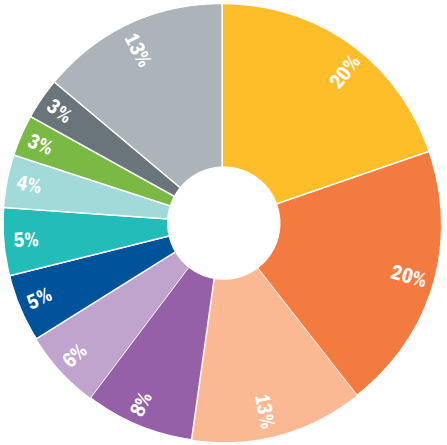

USA	7,383	20%
Argentina	7,225	20%
Spain	4,713	13%
France	2,890	8%
Ecuador	2,080	6%
Brazil	1,681	5%
Germany	1,852	5%
Australia	1,599	4%
Italy	1,123	3%
UK	1,063	3%
Rest of world	4,723	13%

Source: Data extracted on 18 Feb 2019 12:00 UTC (GMT) from UIS.Stat

The top three most popular destinations hosted

53%

of Colombian students in 2016.

MOBILITY

Universities UK International

GRAPH 5: CHANGES IN HOST COUNTRIES' MARKET SHARE OF STUDENTS FROM COLOMBIA

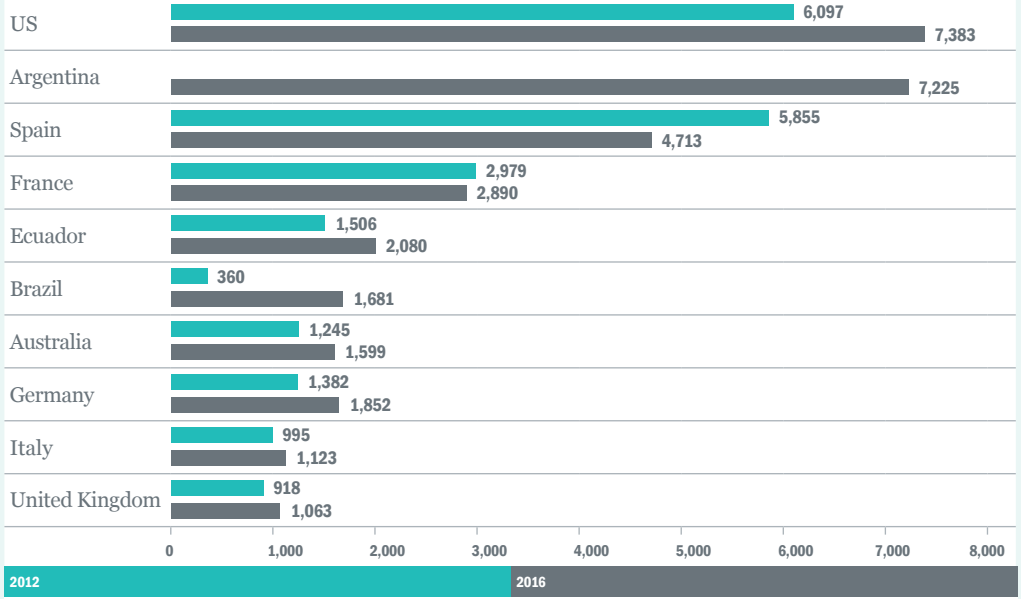

Source: Data extracted on 18 Feb 2019 12:00 UTC (GMT) from UIS.Stat

The UK has seen a

16%

increase in the number of students from Colombia between 2012-2016. However, there was a small decline in the UK's market share from 4% in 2012 to 3% in 2016.

MOBILITY

Universities UK International

GRAPH 6: COLOMBIAN COLFUTURO SCHOLARS BY FIVE MAIN HOST COUNTRIES 2008–2018

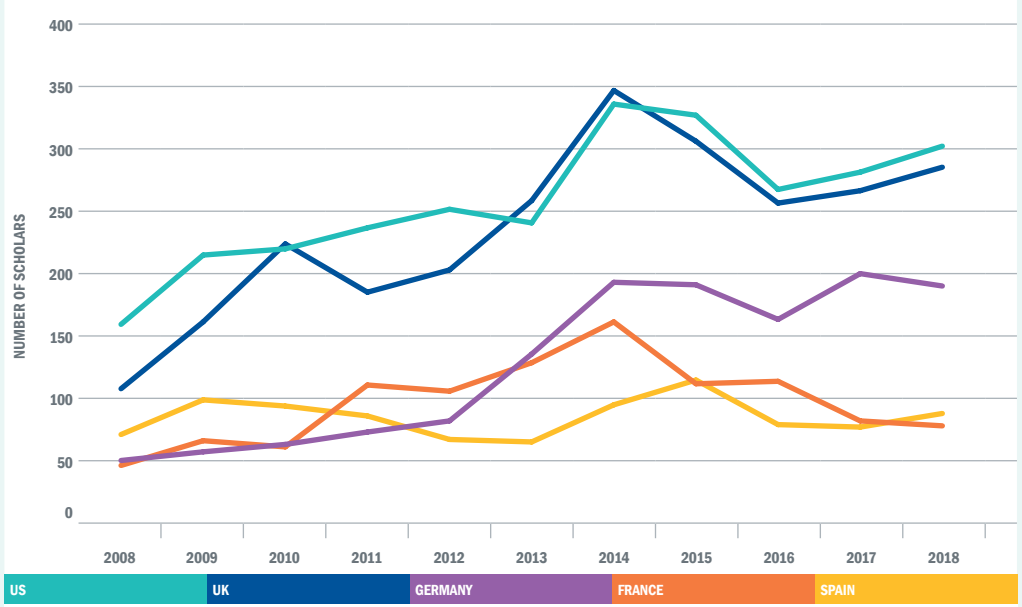

Source: Colfuturo Database. https://www.colfuturo.org/seleccionados/

The UK increased its market share of Colfuturo scholars from

25%

in 2008 to

30%

in 2018.

MOBILITY

Universities UK International

GRAPH 7: TOP STUDY DESTINATION FOR COLOMBIAN COLFUTURO SCHOLARS 2018

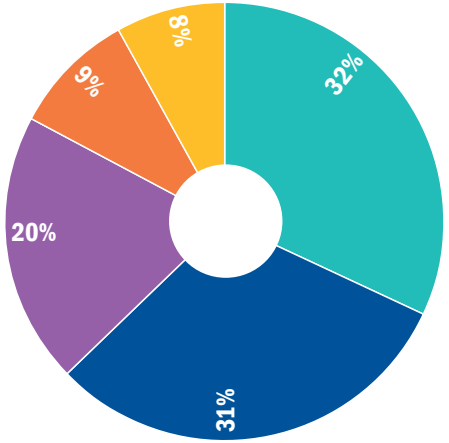

USA	303	32%
UK	286	31%
Germany	190	20%
Spain	87	9%
France	77	8 %

Source: Colfuturo Database. https://www.colfuturo.org/seleccionados/

The USA and UK were the top study destinations with

63%

of Colombian Colfuturo scholars in 2018.

Universities UK International

COLOMBIA – UK MOBILITY

- Colombia is one of the largest sending countries to the UK across South America, second to Brazil only (**GRAPH 8**).
- There was a steady increase in the numbers of Colombian full-time entrants until 2014–15 when they reached 735 (**GRAPH 9**).
- The number of Colombian students in 2017–18 was 620 (55 undergraduate, 565 postgraduate) (**GRAPH 9**). By contrast, a total of 150 UK students participated in mobility experiences to Colombia in 2017–18. Over half (53%) went on study visits, followed by work abroad (30%) and volunteering (17%) (**GRAPH 19**).

MOBILITY

Universities UK International

GRAPH 8: STUDENTS FROM SOUTH AMERICA IN UK HIGHER EDUCATION BY COUNTRY 2007–08 TO 2017–18

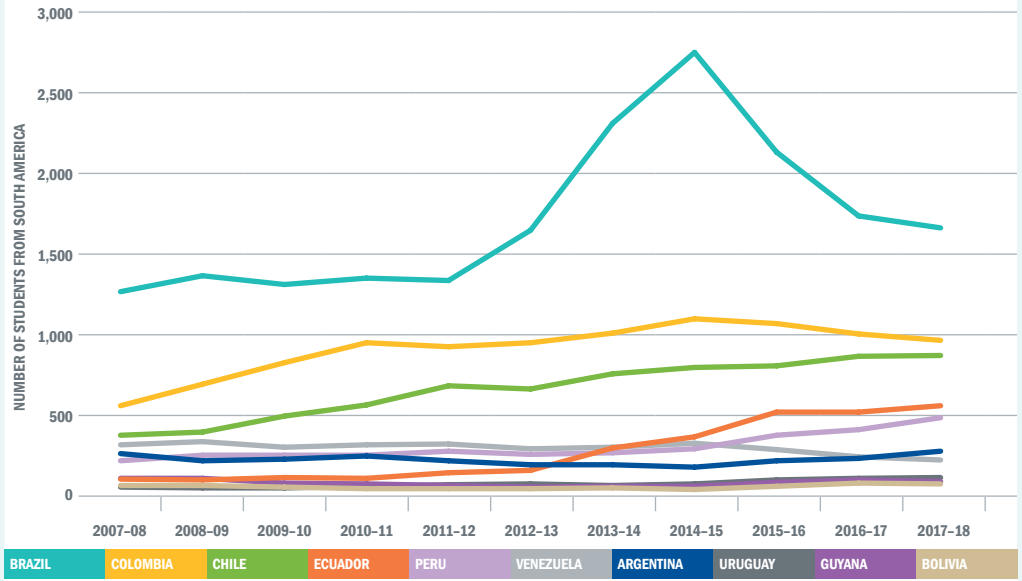

Source: HESA student record.

Colombia is one of the largest sending countries to the UK across South America, second only to Brazil.

MOBILITY

Universities UK International

GRAPH 9: FULL-TIME ENTRANTS FROM COLOMBIA INTO UK HIGHER EDUCATION

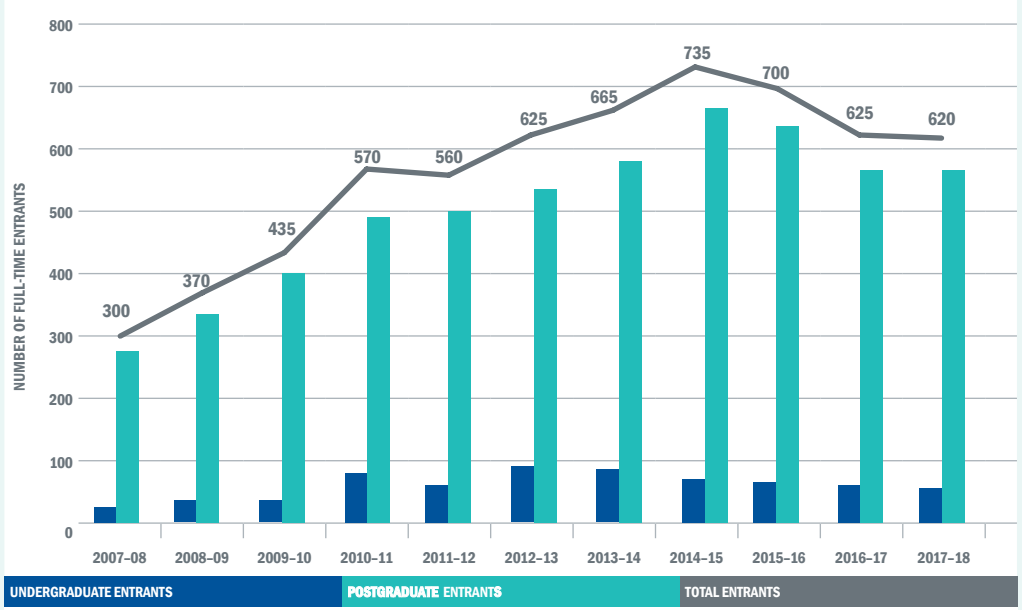

Source: HESA student record.

The number of Colombian students coming to the UK reached a peak in 2014–15, at

735.

Universities UK International

COLOMBIA – UK MOBILITY

Undergraduate trends

- There were 55 undergraduate entrants in 2017–18 which represent 9% of the total full time entrants from Colombia. (**GRAPH 10**).
- Most of the undergraduate student population is self-funded (82% in 2017–18) (**GRAPH 11**).
- The main areas of study for undergraduate students in 2017–18 were business & administrative studies (20%), followed by engineering & technology (13%), social studies (13%) and languages (13%) (**GRAPH 12**).

MOBILITY

Universities UK International

GRAPH 10: FULL-TIME UNDERGRADUATE COLOMBIAN ENTRANTS 2007–08 TO 2017–18

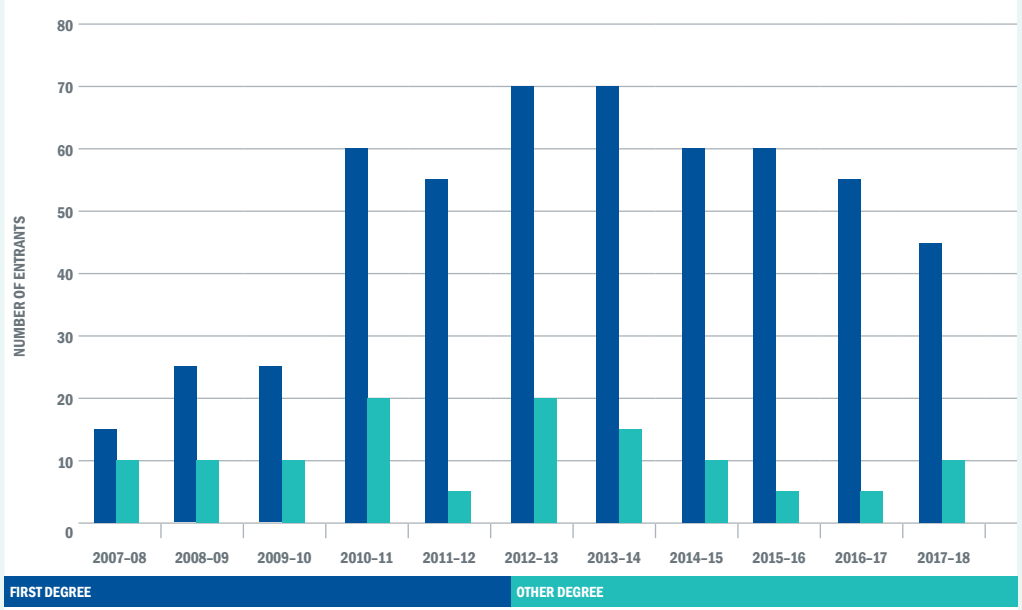

Source: HESA student record.

There were

55

undergraduate entrants in 2017–18 which represents

9%

of the total new entrants from Colombia.

MOBILITY

Universities UK International

GRAPH 11: SOURCES OF FUNDING FOR UNDERGRADUATE ENTRANTS

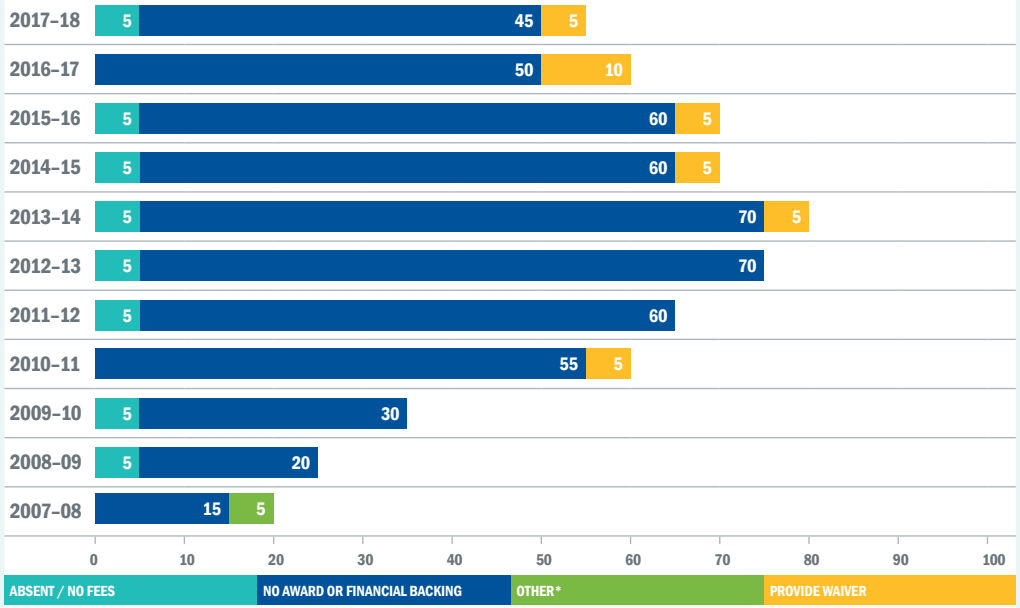

Source: HESA student record.
*Other includes the following HESA categories: other/not known, UK industry & student's employer and UK LEA mandatory/discretionary award.

82%

of undergraduate student entrants in 2017–18 were self-funded.

MOBILITY

Universities UK International

GRAPH 12: UNDERGRADUATE ENTRANTS BY MAIN SUBJECT AREA

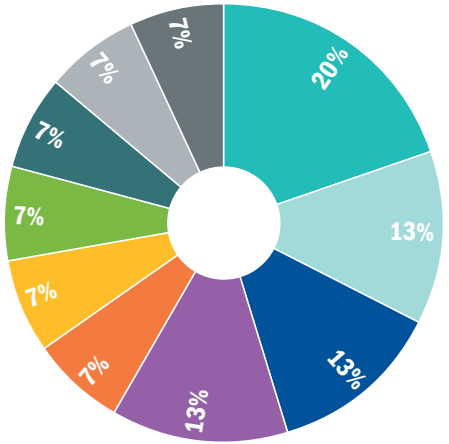

Business & administrative studies	20%
Engineering & technology	13%
Social studies	13%
Languages	13%
Architecture, building & planning	7%
Biological sciences	7%
Creative arts & design	7%
Mass communications & documentation	7%
Physical sciences	7%
Subjects allied to medicine	7%

Source: HESA student record.

20%

of Colombian undergraduate students in the UK are studying business and administrative studies.

Universities UK International

COLOMBIA – UK MOBILITY

- The number of new entrants at postgraduate level has been increasing until demand dipped in 2015–16 and has remained at lower levels since then, mainly for postgraduate taught students (**GRAPH 13**).
- In 2017–18, 91% of the Colombian new entrants studied at postgraduate level in the UK; 90% were postgraduate taught students and only 10% research students (**GRAPH 13**).

Postgraduate taught trends

- In 2017–18 almost half of the taught entrants were self-funded (49%), 24% were funded by overseas sources and 11% had institutional tuition fee waivers. This compares to 63% self funded postgraduate taught entrants and 19% funded by overseas sources in 2007–08 (**GRAPH 14**).
- There have been significant changes in the subject of study of Colombian postgraduate taught entrants over the past decade. Entry to business and administrative studies increased by 80%. Together with social studies and law, these are the three most popular subjects for postgraduate taught students in 2017–18 (**GRAPH 15**).

Universities UK International

COLOMBIA – UK MOBILITY

Postgraduate research trends

- The three main sources of funding for postgraduate research students were provider fee waivers, overseas sources of funding and self funding, all at 27% of the total entrants. This split is the same as it was ten years ago. (**GRAPH 17**).
- The main areas of study for postgraduate research in 2017–18 were: social studies (10%) and physical sciences (10%) (**GRAPH 18**).

MOBILITY

Universities UK International

GRAPH 13: POSTGRADUATE TAUGHT AND POSTGRADUATE RESEARCH ENTRANTS

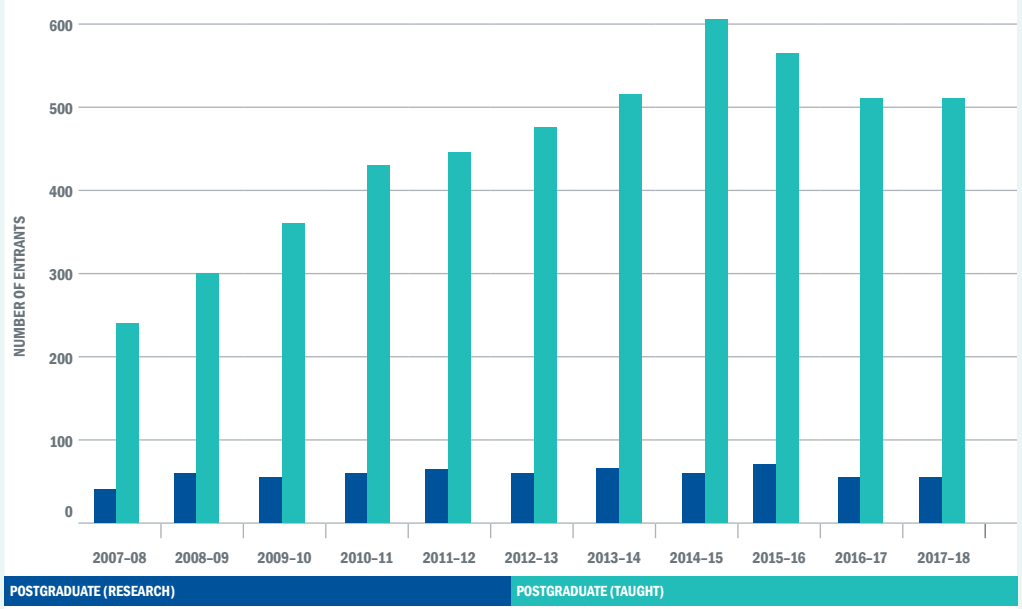

Source: HESA student record.

Postgraduate demand dipped in 2015–16 and has remained at lower levels since then.

MOBILITY

Universities UK International

GRAPH 14: SOURCES OF FUNDING FOR POSTGRADUATE TAUGHT ENTRANTS

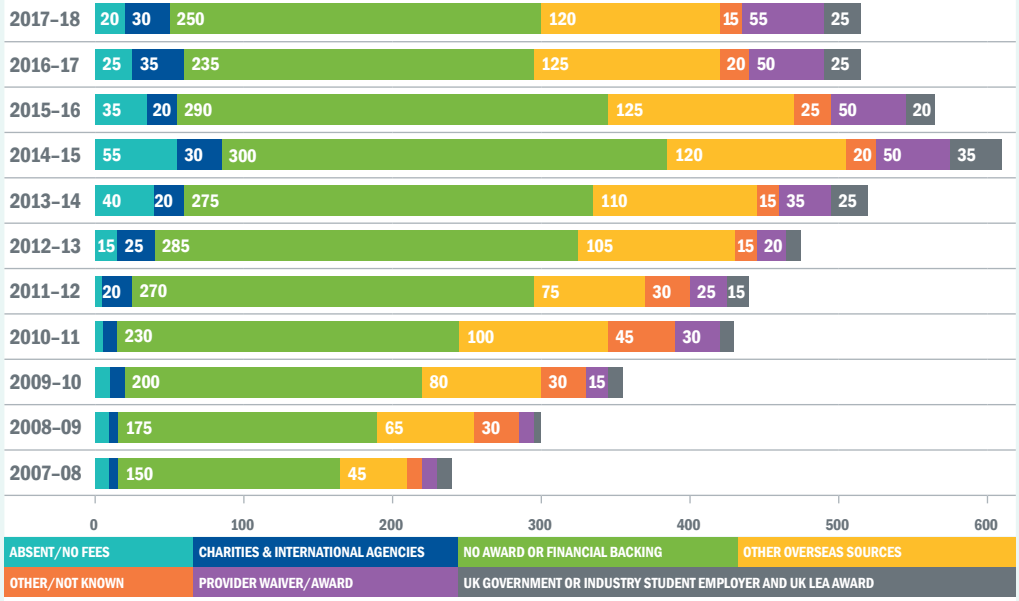

Source: HESA student record.

49%

of postgraduate taught students were self-funded in 2017–18.

MOBILITY

Universities UK International

GRAPH 15: POSTGRADUATE TAUGHT ENTRANTS BY MAIN SUBJECT AREA 2017–18

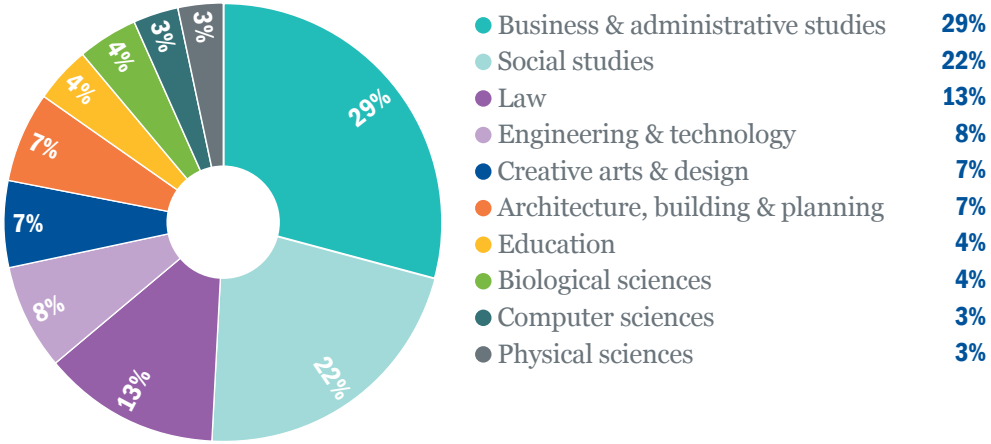

Source: HESA student record.

The most popular subjects for postgraduate taught students in 2017-18 were physical sciences and social sciences.

MOBILITY

Universities UK International

GRAPH 16: POSTGRADUATE TAUGHT ENTRANTS BY MAIN SUBJECT AREA

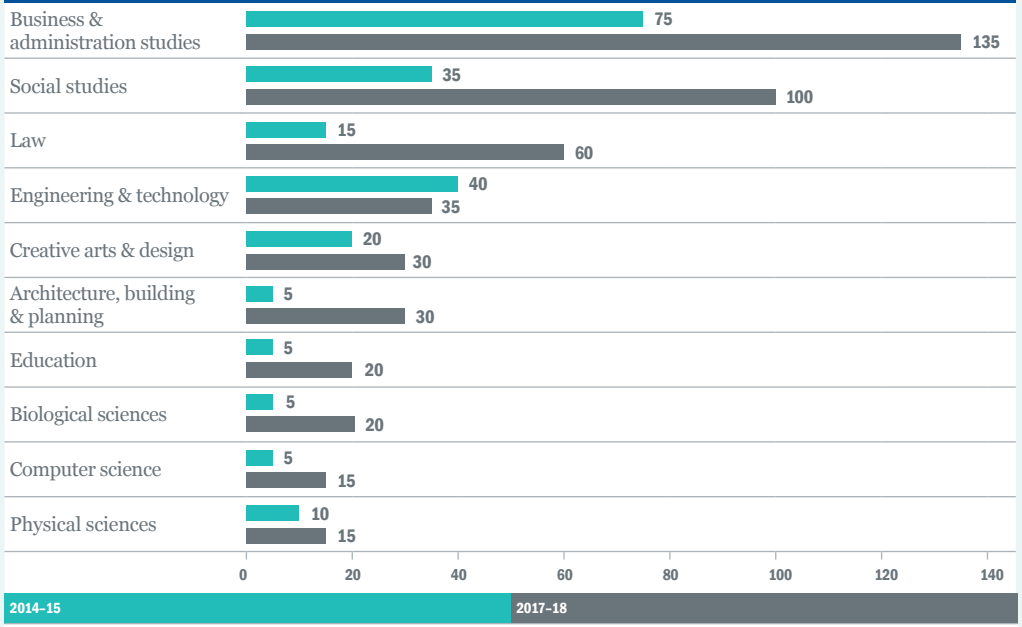

Source: HESA

There was an

80%

increase in postgraduate taught entry to business and administrative studies between 2014–15 and 2017–18.

MOBILITY

Universities UK International

GRAPH 17: SOURCES OF FUNDING FOR POSTGRADUATE RESEARCH ENTRANTS

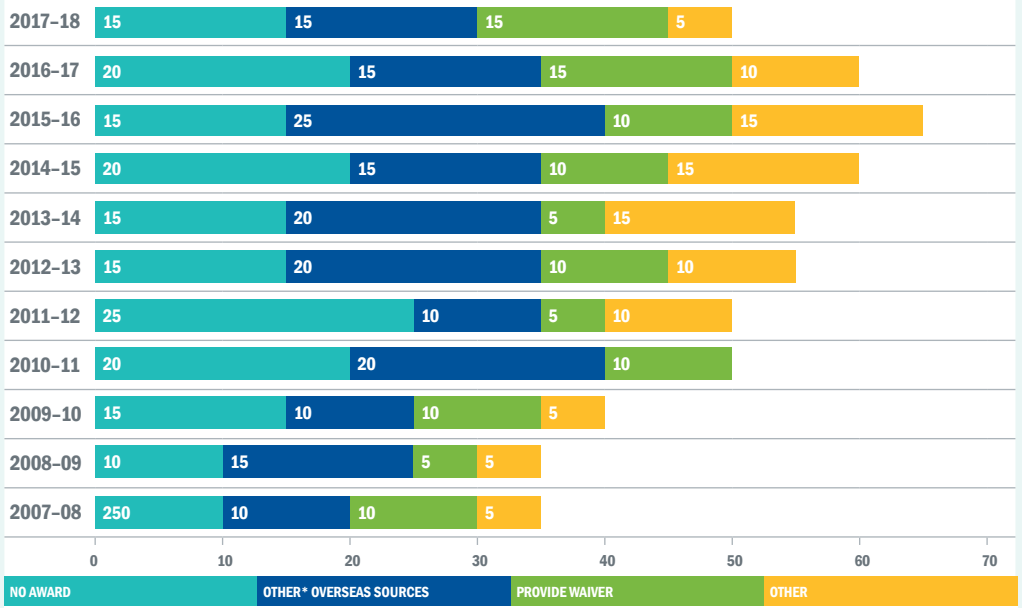

Source: HESA student record.
*Other includes: Absent/no fees; Charities & international agencies; Other/not known; UK industry/commerce & student's employer.

The three main sources of funding were:

- **provider fee waivers**
- **overseas sources of funding**
- **no award or financial backing**

all at

27%

of the total entrants.

MOBILITY

Universities UK International

GRAPH 18: POSTGRADUATE RESEARCH ENTRANTS BY MAIN SUBJECT AREA 2017–18

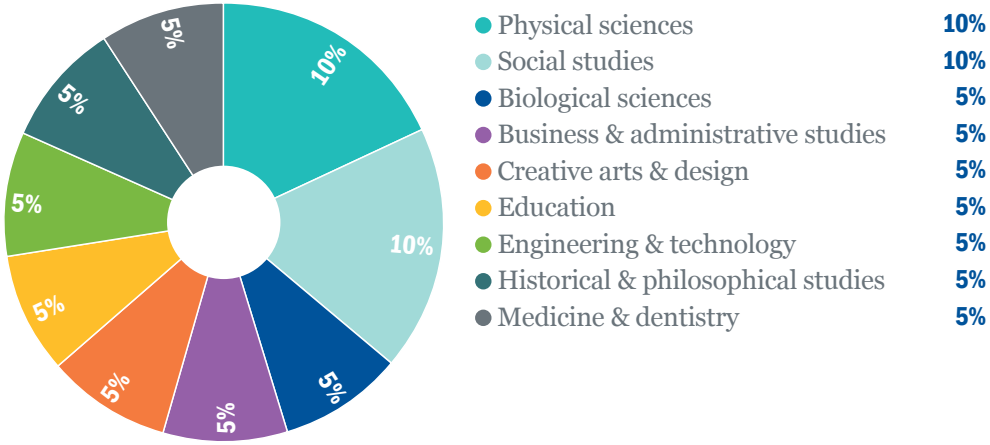

Source: HESA student record.

The most popular subjects for postgraduate research students in 2017-18 were physical sciences and social sciences.

MOBILITY

Universities UK International

GRAPH 19: THE UK STUDY ABROAD STUDENTS IN COLOMBIA 2017–18

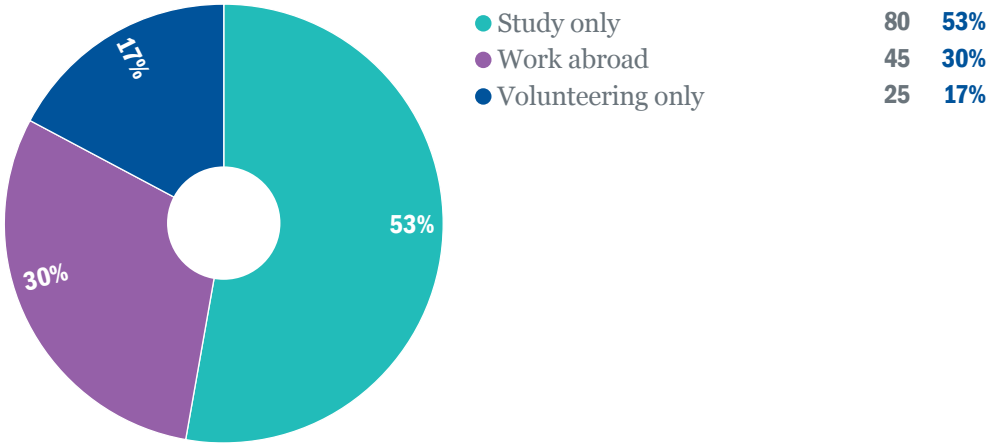

Source: HESA student record.

150

UK students participated in mobility experiences to Colombia in 2017–18.

Universities UK International

COLOMBIA – UK MOBILITY

Funded students

- Chevening, the UK government's flagship Scholarship and Fellowship programme, funded 35 scholars from Colombia in 2018, which is the highest level of funding over the past decade (**GRAPH 20**).
- The highest number of Colombian students came to the UK in 2015, when the overall amount of funding available for scholarships peaked. The highest level of funding comes from Colfuturo. There was a dip in the level of funding available in 2016, followed by an increase in the following two years (**GRAPH 21**).
- Most Colfuturo scholars were enrolled on social sciences courses in the UK (16%), followed by business and administrative studies (14%), engineering (12%) and law (10%) (**GRAPH 23**) All of these subjects, except engineering have experienced significant increases in new postgraduate taught entrants (**GRAPH 22**).

MOBILITY

Universities UK International

GRAPH 20: COLOMBIAN CHEVENING SCHOLARS 2008–2018

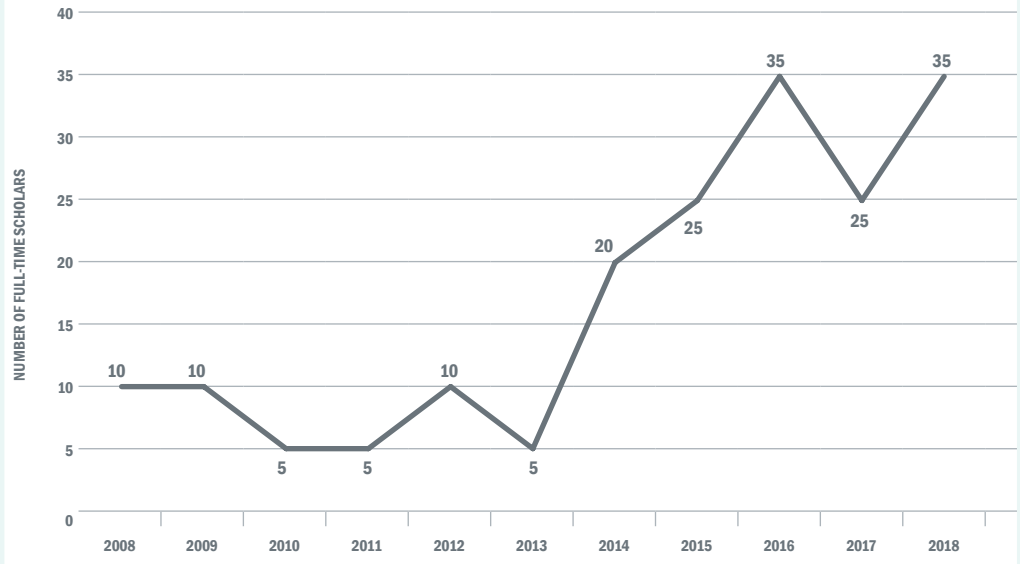

TOTAL ENTRANTS

Information provided by the Colombian Embassy in the UK.

35

Chevening scholars from Colombia were funded in 2018, which is the highest level of funding over the past decade.

MOBILITY

Universities UK International

GRAPH 21: COLOMBIAN FUNDED STUDENTS IN THE UK BY SCHEME 2008–2018

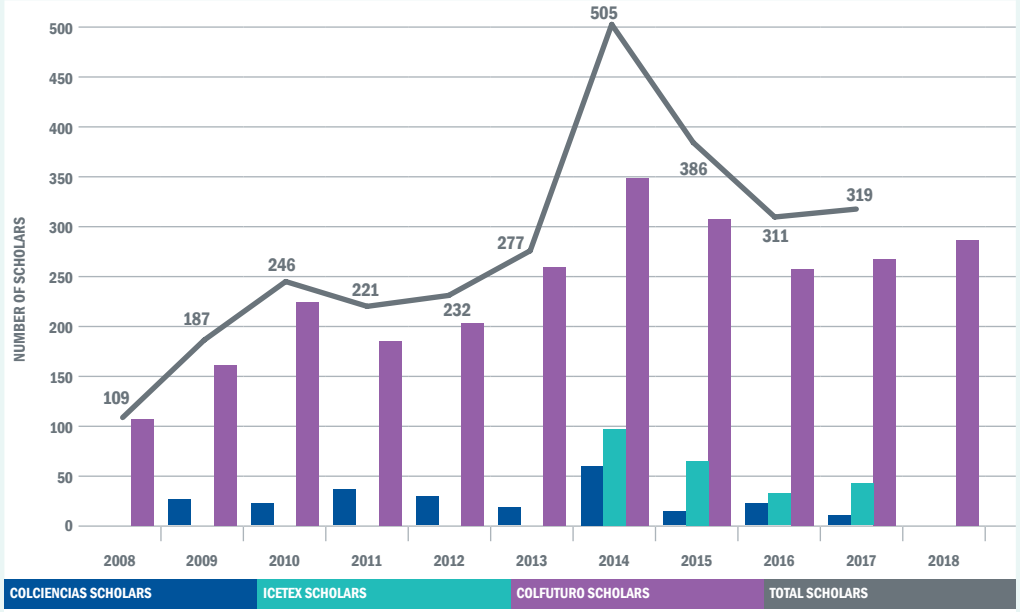

Source: Information provided by the Colombian Embassy in the UK.
* Colombian students supported by national schemes may have more than one scholarship/student loan

Colfuturo funded

286

Colombian students to study in the UK in 2018.

MOBILITY

Universities UK International

GRAPH 22: COLFUTURO SCHOLARS BY FIELD OF STUDY PER YEAR 2008–2018

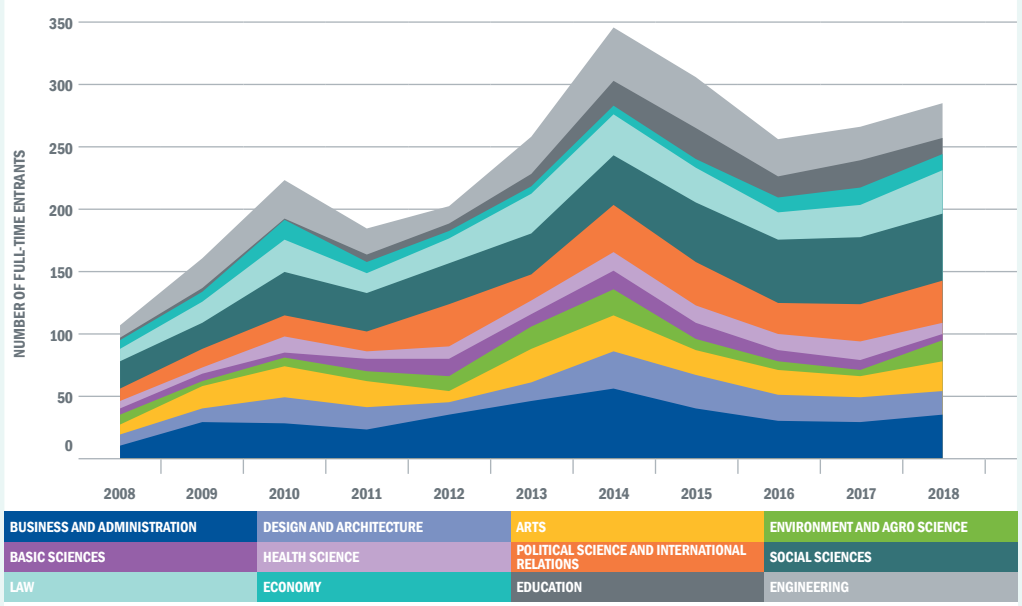

Source: Colfuturo database.

Since 2008, the number of Colfuturo scholars studying social sciences has grown more than in any other discipline.

MOBILITY

Universities UK International

GRAPH 23: COLFUTURO SCHOLARS BY FIELD OF STUDY PER YEAR 2008–2018

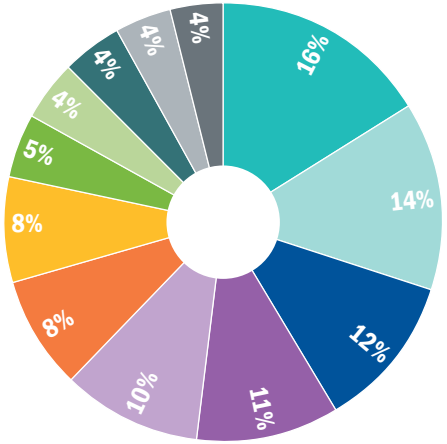

Social sciences	419	16%
Business & administrative studies	358	14%
Engineering	299	12%
Political sciences	273	11%
Law	261	10%
Arts	215	8%
Design & architecture	201	8%
Education	125	5%
Health science	116	4%
Environment	114	4%
Economy	105	4%
Basic science	99	4%

Source: Colfuturo database.

16%

of Colfuturo scholars enrolled on social sciences courses in the UK between 2008 and 2018.

Universities UK International

2.2 ACADEMIC STAFF FROM COLOMBIA IN UK HIGHER EDUCATION

- There were 165 academic staff from Colombia employed at UK HEIs in 2017–18, which represents a 32% growth compared to 2013–14.
- 73% of all staff from Colombia are working in four broad subject areas:
  (i) medicine, dentistry & health
  (ii) biological, mathematical & physical sciences
  (iii) engineering and technology and
  (iv) social studies (**GRAPH 24**).

MOBILITY

Universities UK International

GRAPH 24: ACADEMIC STAFF WITH COLOMBIAN NATIONALITY BY COST CENTRE

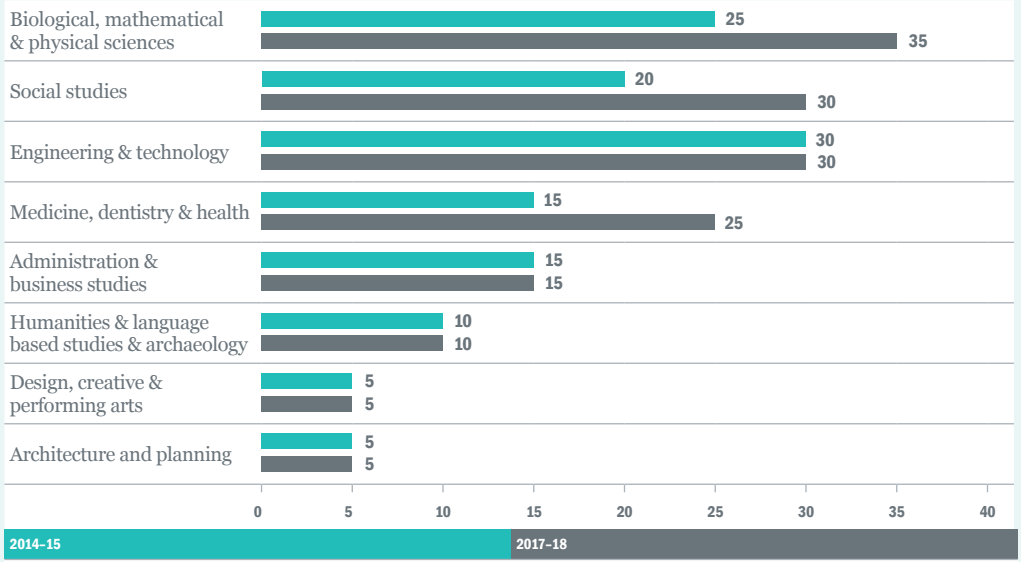

Source: HESA

73%

of all Colombian staff in 2017-18 were working in four broad subject areas:

- **medicine, dentistry and health**
- **biological, mathematical and physical sciences**
- **engineering and technology**
- **social studies.**

Universities UK International

UK-COLOMBIA TNE PARTNERSHIP

- There is limited TNE provision in Colombia with 215 students enrolled on UK degrees in-country. Previous research shows a lack of a regulatory framework for transnational education (TNE) (Ilieva, Peak, 2016).
- While most of the UK TNE globally is at the undergraduate level, in 2017–18, 88% of the Colombian students (180) were doing postgraduate taught degrees (**GRAPH 25**).
- Most of the provision is concentrated in the distance, flexible and online learning (93%) and delivered by a small number of HEIs (**GRAPH 26**).

TRANSNATIONAL EDUCATION

Universities UK International

GRAPH 25: TNE STUDENTS FROM COLOMBIA ON UK TNE PROGRAMMES BY THE LEVEL OF STUDY

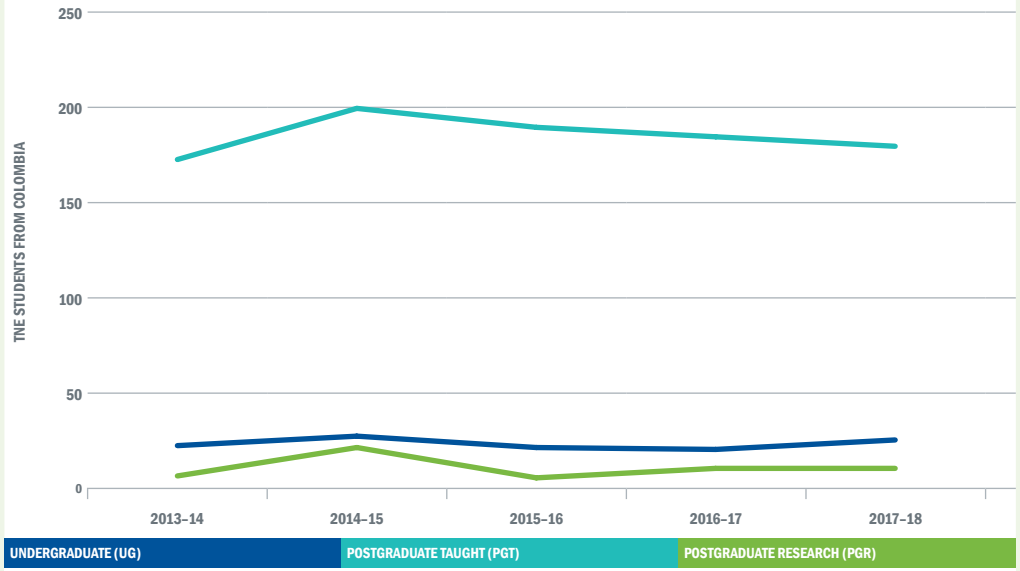

Source: HESA Aggregate Offshore Record.

88%

of Colombian TNE students are enrolled on postgraduate degrees.

TRANSNATIONAL EDUCATION

Universities UK International

GRAPH 26: STUDENTS FROM COLOMBIA BY TYPE OF TNE PROVISION

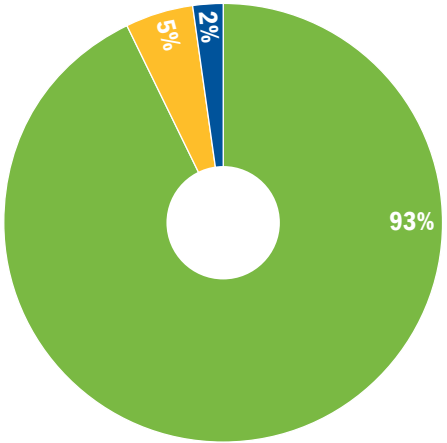

Distance, flexible and online learning (registered with UK HEI)	200	93%
Collaborative provision with an overseas partner (registered with UK HEI)	10	5%
Studying for award of UK HEI (registered at overseas partner)	5	2%

Source: HESA Aggregate Offshore Record.

93%

of Colombian TNE students are enrolled on distance, flexible and online learning.

RESEARCH COLLABORATION

Universities UK International

Colombian research output

- More than half (50.3%) of Colombia's research output was produced in international cooperation in 2018, mainly with European partners (**GRAPH 28**) Colombia's international collaboration rate has grown by almost 5% since 2015 (**GRAPH 27**).

UK-Colombian research collaboration

- The UK is Colombia's fourth largest research partner, after the USA, Spain and Brazil (**GRAPH 29**). The UK accounts for 15% of the internationally co-authored research publications produced between 2015 and 2018. (Scival, 2019).
- Co-authored research between the UK and Colombia had a field-weighted citation impact of 5.08, compared with overall international FWCI of 1.58 for UK and 1.01 for Colombia (Scival, 2019).
- The main subject areas of collaboration are physics and astronomy (28.4%), medicine (15.4%), engineering (8.2%), agricultural and biological sciences (7%), and biochemistry, genetics and molecular biology (6%) (**GRAPH 30**).

RESEARCH COLLABORATION

Universities UK International

GRAPH 27: COLOMBIA'S INTERNATIONAL COLLABORATION RATE (% OF OVERALL PUBLICATIONS)

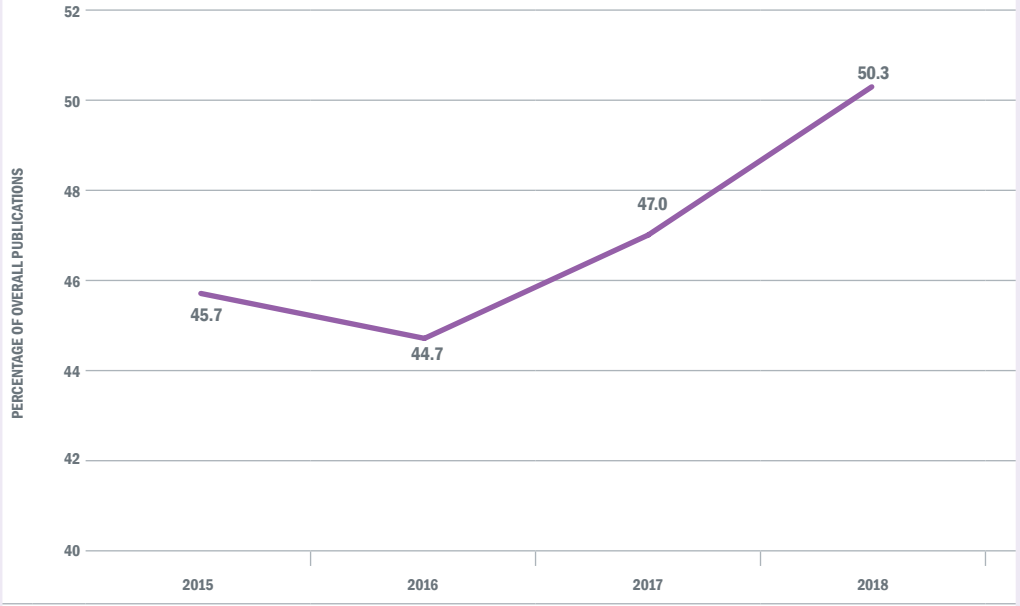

Source: Scival. Data export 19th February 2019.

Colombia's international collaboration rate has grown by almost

5

percentage points since 2015.

RESEARCH COLLABORATION

Universities UK International

GRAPH 28: COLOMBIA'S TOP RESEARCH PARTNERS (% OF OVERALL PUBLICATIONS) 2015–2018

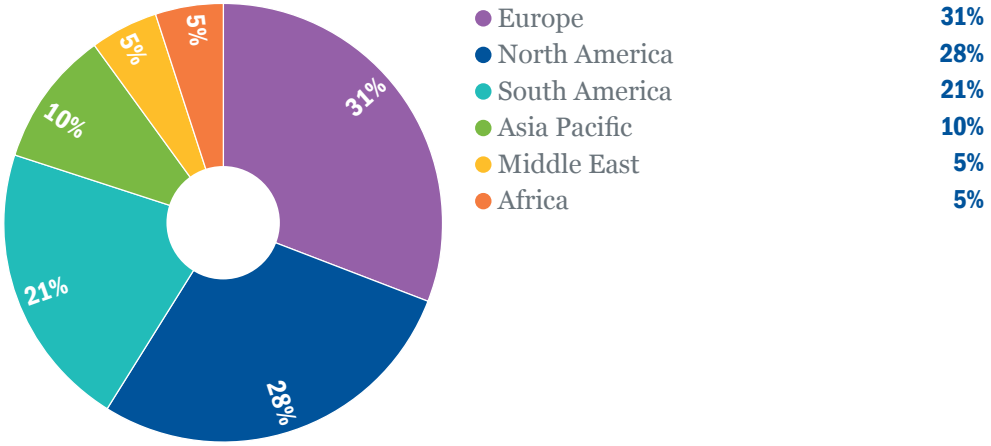

Source: Scival. Data export 19th February 2019.

31%

of Colombian international research collaboration between 2015–2018 was with European countries.

RESEARCH COLLABORATION

Universities UK International

GRAPH 29: COLOMBIA'S TOP RESEARCH PARTNER COUNTRIES 2015–2018

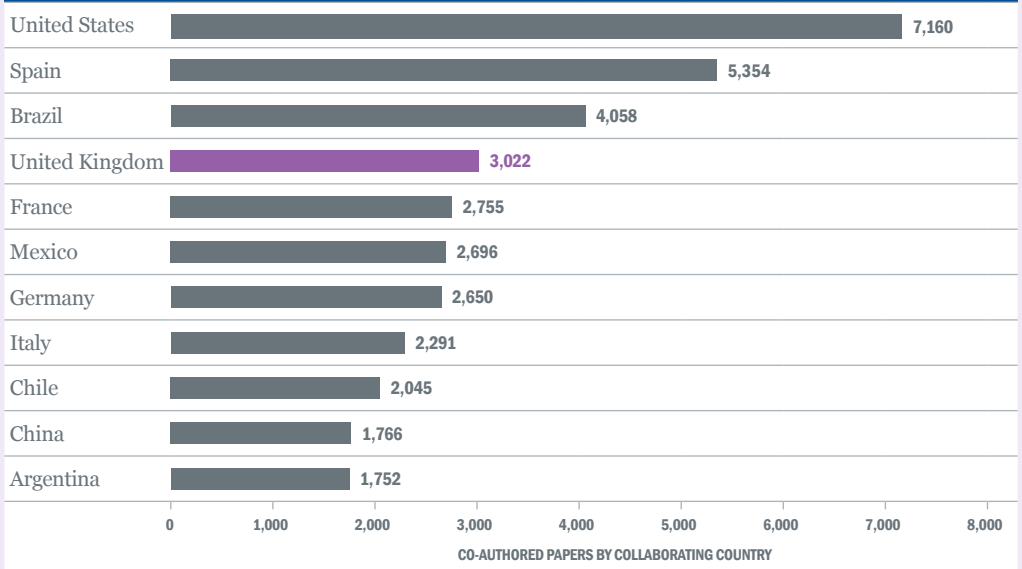

Source: Scopus. Data export 19th February 2019.

The UK is Colombia's

4th

largest research partner, and accounts for

15%

of the internationally co-authored publications produced between 2015 and 2018.

RESEARCH COLLABORATION

Universities UK International

GRAPH 30: COLLABORATION BETWEEN COLOMBIA AND THE UK BY SUBJECT AREA (2015–2018)

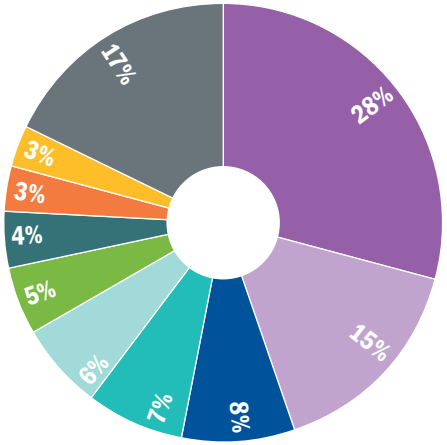

Physics and astronomy	28%
Medicine	15%
Engineering	8%
Agricultural and biological sciences	7%
Biochemistry, genetics and molecular biology	6%
Environmental science	5%
Social sciences	4%
Computer science	3%
Mathematics	3%
Other	17%

Source: Scival. Data export 19th February 2019.

28%.

of collaborative research output between Colombia and the UK was in physics and astronomy.

RESEARCH COLLABORATION

Universities UK International

UK–COLOMBIA RESEARCH SCHEMES

Newton-Caldas Fund

- The Newton-Caldas Fund is one of the main enablers to enhance research collaboration between Colombia and the UK.
- Since 2014, 263 Newton-Caldas grants have been allocated to support collaborative activity and around £27 million has been invested by both countries.
- Currently, the priority areas for research identified by the Newton-Caldas Fund are bio-science, stabilization and peace building, food security, health, and agritech.

Global Challenges Research Fund (GCRF)

- 25 projects funded through GCRF have named Colombia as a country focus, the second highest number of GCRF projects in the Latin America region after Brazil. Out of these 25 projects, 21 have been funded by UKRI and four by the UK Space Agency.

UK UNIVERSITIES' ENGAGEMENT WITH COLOMBIA

Universities UK International

MAIN FINDINGS

High level of engagement

- 95% of UK HEIs surveyed were either currently engaged in Colombia (84%) or planning future engagement (11%).
- The most prominent engagement with Colombia is through research collaborations (76%), followed by student recruitment (67%) and engagement with government or national agencies (48%). Other popular areas are partnership development with local HEIs (41%), capacity building at local institutions (33%) and outbound student mobility to Colombia (31%) (**GRAPH 32**).

Commitment to Colombian students

- 56% of UK HEIs surveyed offer scholarships, tuition fee discounts and other forms of student support. Joint scholarships agreements with funding bodies are offered by 27% of the HEIs. A quarter of the respondents mentioned tuition fee discounts for postgraduate taught students (**GRAPH 32**).
- Only 9% of the HEIs are involved in TNE in Colombia and further 27% are considering such engagement in the future. Almost half of the HEIs (49%) do not consider TNE engagement (**GRAPH 33**).

UK UNIVERSITIES' ENGAGEMENT WITH COLOMBIA

Universities UK International

MAIN FINDINGS

Trends in research collaboration

- UK research agencies are the main source of funding for research collaborations with Colombia (71%), followed by support from local funding agencies (43%). Research activities with Colombia were fully funded by the UK HEIs across 24% of the respondents. (**GRAPH 34**).
- While the arts and the humanities are the most popular subject area for collaborative research (59%) (**GRAPH 35**), the subject which has attracted the most local funding is biotechnology and biological sciences (33%). Just over a fifth of the UK institutions mentioned that medical research (21%) was funded by local sources (**GRAPH 36**).
- More than half of the surveyed universities (54%) received Colfuturo scholars, followed by participation in Newton-Caldas (47%). 43% took part in GCRF funded research, and 14% took part in Rutherford Fund Strategic Partner Grants (**GRAPH 37**).

UK UNIVERSITIES' ENGAGEMENT WITH COLOMBIA

Universities UK International

GRAPH 31: IN WHICH OF THE FOLLOWING AREAS IS YOUR INSTITUTION ACTIVELY ENGAGED WITH COLOMBIA?

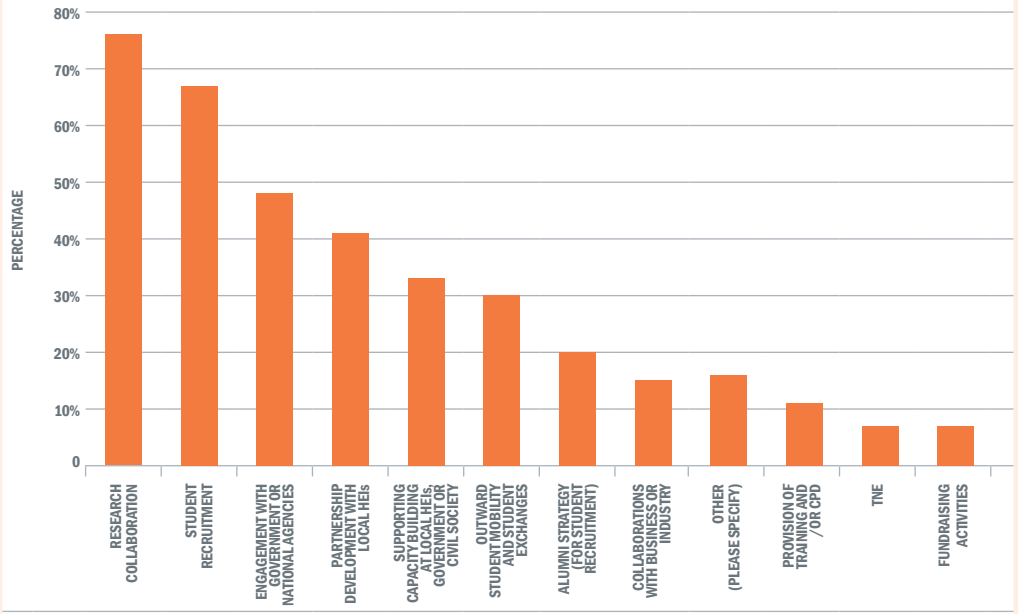

Source: UUKi survey conducted between October 2018-January 2019.

The most prevalent areas for collaboration are:

- **Research (76%)**
- **Student recruitment (67%)**
- **Engagement with government or local agencies (48%).**

UK UNIVERSITIES' ENGAGEMENT WITH COLOMBIA

Universities UK International

GRAPH 32: DOES YOUR INSTITUTION PROVIDE ANY OF THE INCENTIVES BELOW FOR COLOMBIAN STUDENTS?

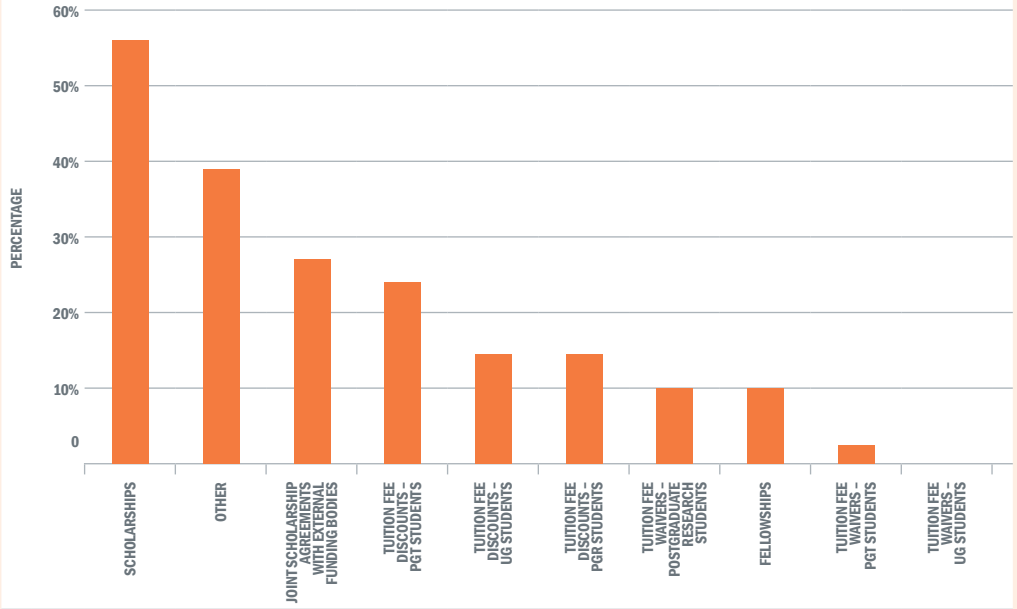

Source: UUKi survey conducted between October 2018-January 2019.

56%

of UK HEIs surveyed offer scholarships to Colombian students.

UK UNIVERSITIES' ENGAGEMENT WITH COLOMBIA

Universities UK International

GRAPH 33: IS YOUR INSTITUTION INVOLVED IN TRANSNATIONAL EDUCATION PARTNERSHIPS IN COLOMBIA?

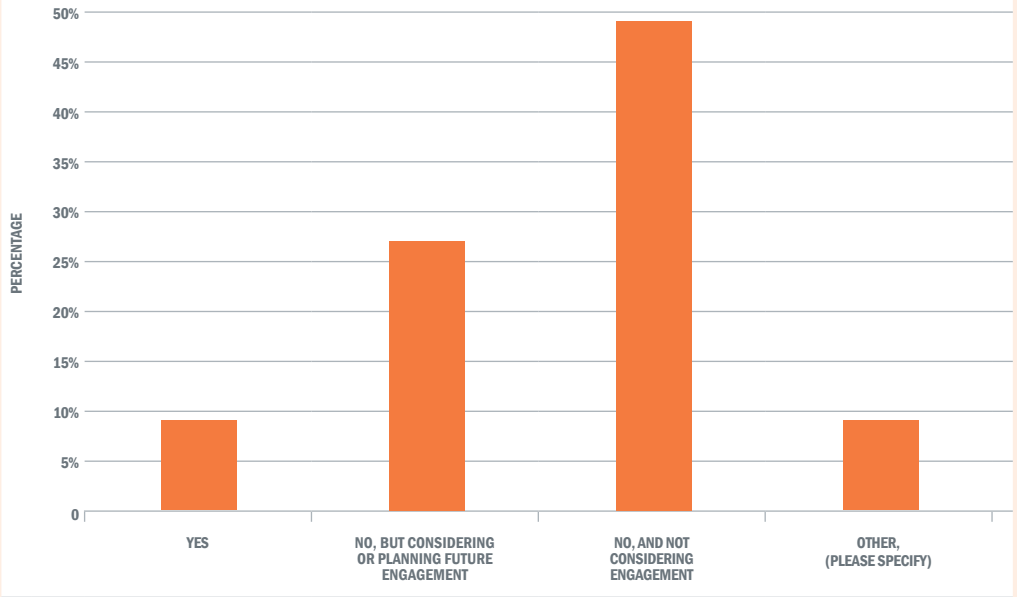

Source: UUKi survey conducted between October 2018-January 2019.

9%

of UK HEIs surveyed are involved in TNE in Colombia.

UK UNIVERSITIES' ENGAGEMENT WITH COLOMBIA

Universities UK International

GRAPH 34: WHICH OF THE FOLLOWING FUNDING SOURCES ARE USED FOR THE RESEARCH AND BUSINESS ENGAGEMENT WITH COLOMBIA?

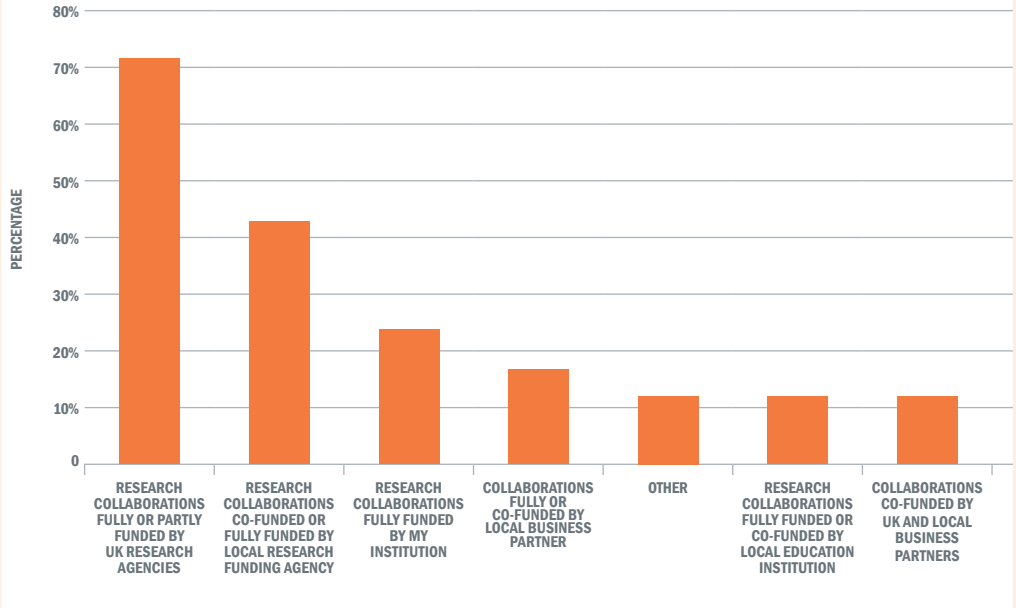

Source: UUKi survey conducted between October 2018-January 2019.

71%

of UK HEIs surveyed use UK research agencies to fund their research and business engagement in Colombia.

UK UNIVERSITIES' ENGAGEMENT WITH COLOMBIA

Universities UK International

GRAPH 35: IN WHICH OF THE FOLLOWING RESEARCH AREAS IS YOUR INSTITUTION ACTIVELY ENGAGED IN COLOMBIA?

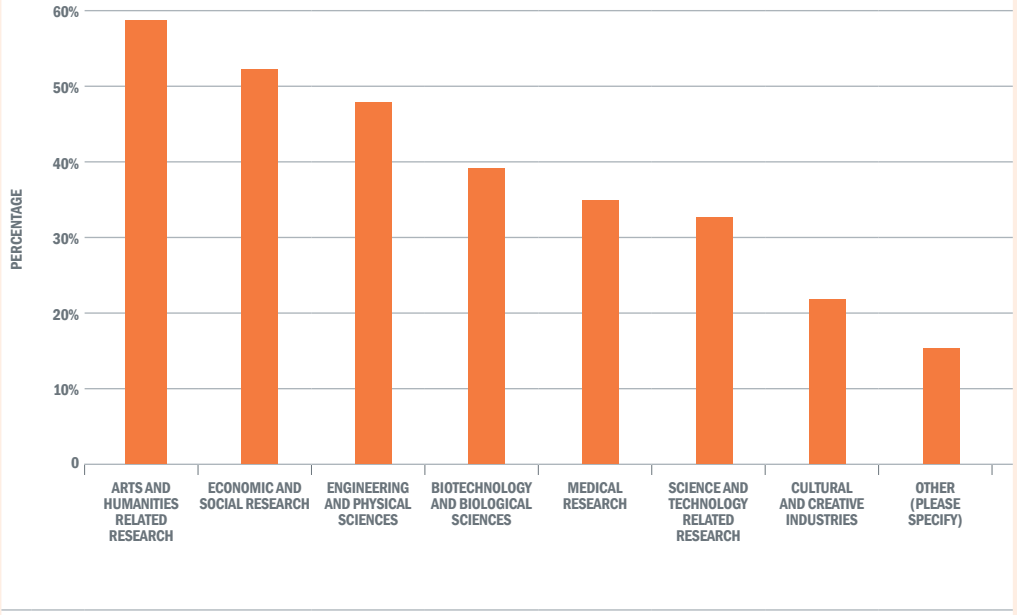

Source: UUKi survey conducted between October 2018-January 2019.

59%

of UK HEIs surveyed are actively engaged in arts and humanities research.

UK UNIVERSITIES' ENGAGEMENT WITH COLOMBIA

Universities UK International

GRAPH 36: LOCALLY-FUNDED RESEARCH PROJECTS IN COLOMBIA BY SUBJECT AREA

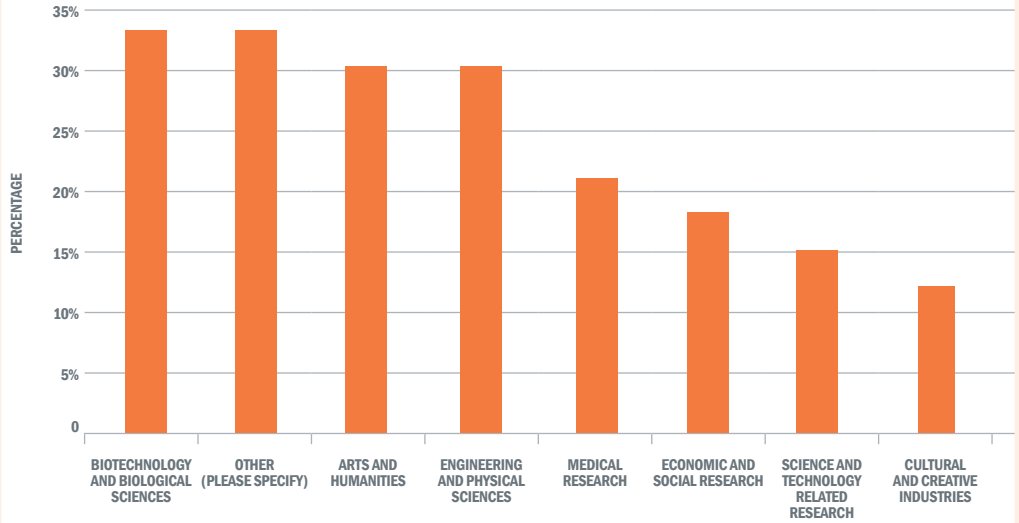

Source: UUKi survey conducted between October 2018-January 2019.

33%

of institutions surveyed are taking part in locally-funded research projects in the areas of biotechnology and biological sciences.

UK UNIVERSITIES' ENGAGEMENT WITH COLOMBIA

Universities UK International

GRAPH 37: WHICH OF THE FOLLOWING SCHEMES IS YOUR INSTITUTION CURRENTLY PARTICIPATING IN, OR HAS LARGELY USED IN THE PAST?

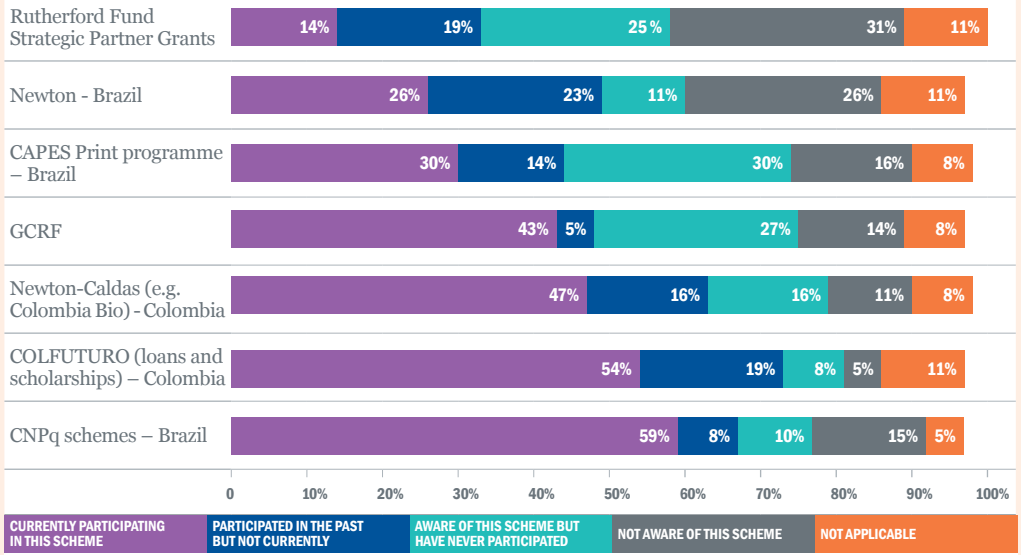

Source: UUKi survey conducted between October 2018-January 2019.
The survey aimed to gather information about UK HEIs engagement with Brazil and Colombia. Therefore, some of the categories respond to Brazilian schemes.

54%

of UK HEIs are participating or have participated in Colfuturo schemes.

COLOMBIAN HEIs INTERNATIONALISATION PRIORITIES

Universities UK International

- Countries that Colombian institutions collaborate the most with are:
  - **94%** Argentina,
  - **93%** Brazil, Mexico and Spain,
  - **84%** Chile,
  - **81%** United States
  - **73%** Peru
  - **34%** of the surveyed Colombian institutions declared to be currently engaged with the UK.
- Of those 48 Colombian institutions engaged with the UK:
  - **71%** have outbound staff and researchers exchange
  - **67%** are engaged in research collaboration
  - **42%** receive undergraduate UK students
  - **33%** send Colombian undergraduate students to study in UK HEIs.
- The UK, together with Canada, ranked second in terms of countries that Colombian HEIs would be interested in establishing cooperation links with, after Japan:
  - **20%** of Colombian HEIs surveyed are interested in engaging with the UK.

This information is based on a survey conducted by ASCUN (Asociacion Colombiana de Universidades) to its members in April 2018.

NOTES ON DATA

Universities UK International

Sources of information

The research draws on secondary data sourced through the UNESCO Institute for Statistics (UIS), the Higher Education Statistics Agency (HESA), and the Scopus SciVal database of research output.

To better understand the priorities of the UK higher education institutions (HEIs), an online survey was administered by Universities UK International (UUKi). The survey was administered to 136 HEIs and received 46 responses. However, not all of the invited HEIs are active in Brazil. While the response rate was 34%, the respondents account for 60.5% of the HEIs recruiting students from Brazil in 2017–2018. Moreover, out of the 80 UK HEIs collaborating with Brazilian institutions awarded by CAPES, 37 answered the survey. The survey also aimed to gather information about UK HEIs engagement with Brazil and Colombia.

HESA data

In 2017–18, there were 164 higher education institutions in the UK that returned data to the Higher Education Statistics Agency (HESA). This webpage includes data from these institutions, plus the University of Buckingham.

For further information on higher education institutions visit HESA's website: https://www.hesa.ac.uk/support/providers.

HESA Student, Staff, Finance and Aggregate Offshore Records as well as the DLHE survey are copyright Higher Education Statistics Agency Limited. Neither the Higher Education Statistics Agency Limited nor HESA Services Limited can accept responsibility for any inferences or conclusions derived by third parties from data or other information obtained from Heidi Plus.

All HESA figures quoted in the publication that relate to student, staff, mobility and TNE numbers have been rounded to the nearest five in accordance with HESA data protection protocols. Unknown domiciles and nationalities were excluded from HESA figures and percentages. All percentages have been calculated using raw figures and rounded, therefore rounded figures may not sum precisely. Add For details about categories definitions see HESA website https://www.hesa.ac.uk/support/definitions

* Unless specified otherwise, the analysis used first-year full-time students, or entrants, to UK higher education, which enables to capture shifts in demand.

** In order to make graphs more legible, when there were too many categories those under 1% were included under "Other" category.

REFERENCES

Universities UK International

COLFUTURO DATABASE
https://www.colfuturo.org/seleccionados/

HESA, 2018 DESTINATIONS OF LEAVERS FROM HIGHER EDUCATION (DLHE) DATA 2016–17
Available at: https://www.hesa.ac.uk/collection/c16018

HESA AGGREGATE OFFSHORE RECORD 2017–18
https://www.hesa.ac.uk/collection/c17052

HESA STUDENT RECORD 2017–18
Available at: https://www.hesa.ac.uk/collection/c17051

HIGHER EDUCATION STATISTICS AGENCY (HESA)
https://www.hesa.ac.uk

ILIEVA, J. AND M. PEAK (2016)
The shape of global higher education: national policies framework for international engagement; https://www.britishcouncil.org/sites/default/files/f310_tne_international_higher_education_report_final_v2_web.pdf

UK RESEARCH AND INNOVATION
https://nerc.ukri.org/research/partnerships/international/newton/

SCIVAL, 2019
Collaboration by the United Kingdom. Available at: https://www.scival.com [Accessed 10 April, 2 May 2019]

GLOSSARY

Universities UK International

COLCIENCIAS Colciencias is the Colombian government Department of Science, Technology and Innovation.

COLFUTURO Colombian non-profit foundation that provides financial support for Colombian citizens to access postgraduate study programs abroad

COLLABORATIVE PROVISION Registered at reporting provider - studying overseas for UK HEP ward other than at an overseas campus of reporting provider, eg, joint and dual degrees.

COST CENTRE The cost centre describes where resources deployed to teach the student are located and is similar to the academic department of a university.

DOMICILE A student's permanent country of residence. EEA The European Economic Area (EEA) is the 28 EU countries plus Norway, Iceland and Liechtenstein.

HESA Higher Education Statistics Agency.

ICETEX Colombian Institute for Educational Loans and Technical Studies Abroad

INSTANCES OF MOBILITY Some students have a number of mobility experiences as part of their course outside of the UK. These are counted separately and not aggregated together.

NATIONALITY The country of legal nationality of staff.

SCIVAL SciVal is a research information tool that offers easy access to the research performance of 7,500 research institutions and 220 nations worldwide. Produced by Elsevier it uses bibliometric information from the Scopus database from 1996 onwards.

SOUTH AMERICA Analysis relating to South America include the following countries: Argentina, Bolivia, Brazil, Chile, Colombia, Ecuador, Falkland Islands, French Guiana, Guyana, Paraguay, Peru, Surinam, Uruguay, Venezuela.

TRANSNATIONAL EDUCATION Transnational Education (TNE) is the delivery of an educational award in a country other than that in which the awarding body is based. It includes but is not limited to online and distance learning, joint and dual degree programmes, fly-in faculty or international branch campuses.

UNESCO UIS The UNESCO Institute for Statistics is the statistical office of UNESCO and is the UN depository for cross-nationally comparable statistics on education, science and technology, culture, and communication.

UNIVERSITIES UK INTERNATIONAL

UUKi is the international arm of Universities UK.

We help UK universities flourish internationally by representing them and acting in their collective interest. We actively promote universities abroad, provide trusted information for and about them, and create new opportunities for the sector. We aim to: enable universities to develop and deliver strong international strategies; influence the policy and regulatory environment through our ability to represent UK universities; and create diverse opportunities through strategic partnerships.

CONTACT US

EMAIL info@universitiesuk.ac.uk
TEL +44 (0)20 7419 4111

Woburn House
20 Tavistock Square
London, WC1H 9HQ

September 2019

ISBN xxx-x-xxxxx-xxx-x

@UUKIntl Universities UK International

go international STANDOUT #GOINTL

Universities UK International